

Classroom Walkthroughs with H.E.A.T.

JANUARY 2010 Summary



Introduction



The Greene County Public Schools (GCPS) is currently in its 2nd year of implementing the Classroom Walkthrough with H.E.A.T. process. This process includes five critical steps including:

- Step 1:** *Pre-Walkthrough*
- Step 2:** *H.E.A.T. Walkthrough*
- Step 3:** *Post-Walkthrough*
- Step 4:** *Group Data Analysis*
- Step 5:** *Group Action Plan*

For Fall, 2009, the focus will be on Steps 1 - 3 emphasizing reflective practice; in Spring, 2010 the focus will be on Steps 1 - 5 emphasizing both reflective practice and system-wide continuous improvement. As part of the Classroom Walkthrough with H.E.A.T. monitoring, the LoTi Team will be circulating a monthly teacher feedback survey

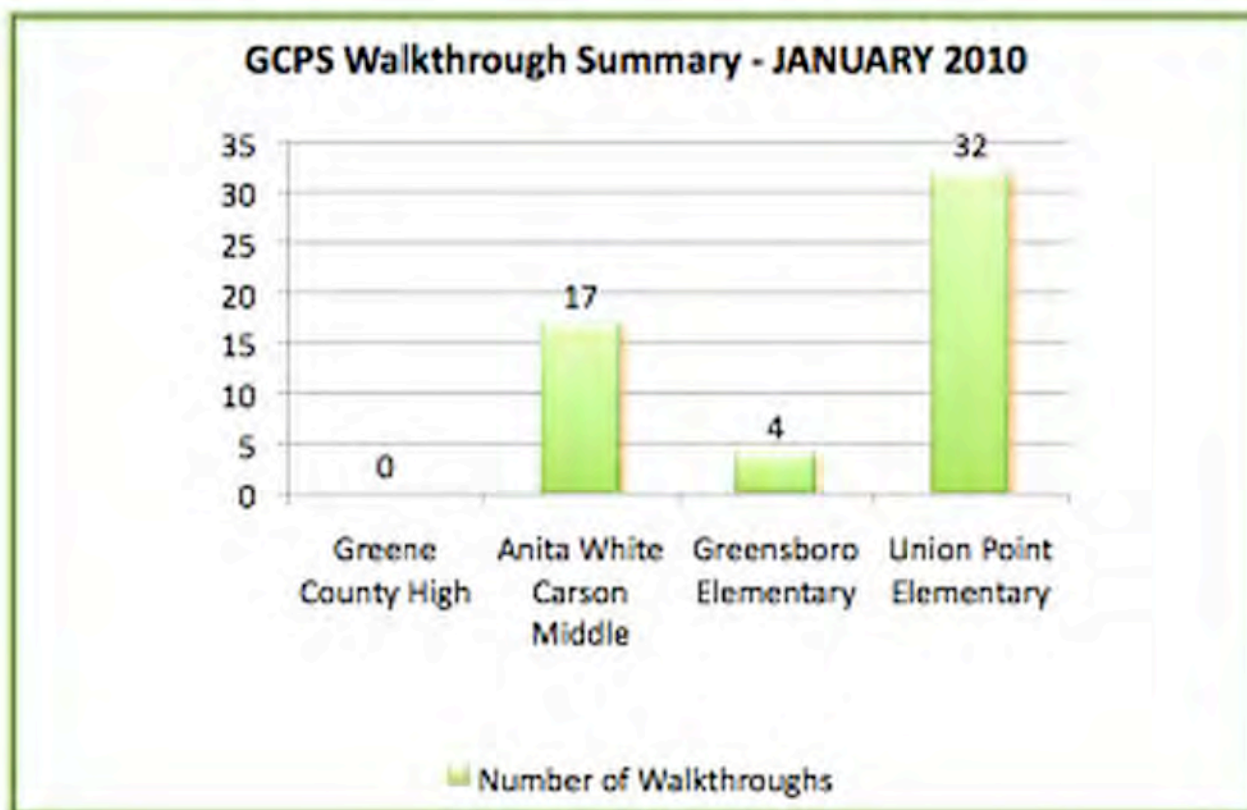
inquiring about the participating teachers' feedback and perceptions relating to the classroom walkthrough experience. (See Figure 1.) This information will be summarized monthly.

As a reminder about the critical attributes of the Classroom Walkthrough with H.E.A.T. experience, building administrators will be using a classroom walkthrough rubric (Appendix B) to gauge their own performance relating to the following criteria: Timeliness, Summary, Commendation(s), Recommendation(s), and Follow-up. Participating teachers will provide feedback to each of these areas as part of the survey data collection. Monthly correspondence will then be prepared for each building principal in the District providing detailed feedback as to the prior month's classroom walkthrough progress including recommendations for future walkthroughs.

Walkthrough Summary-JAN



Figure 1

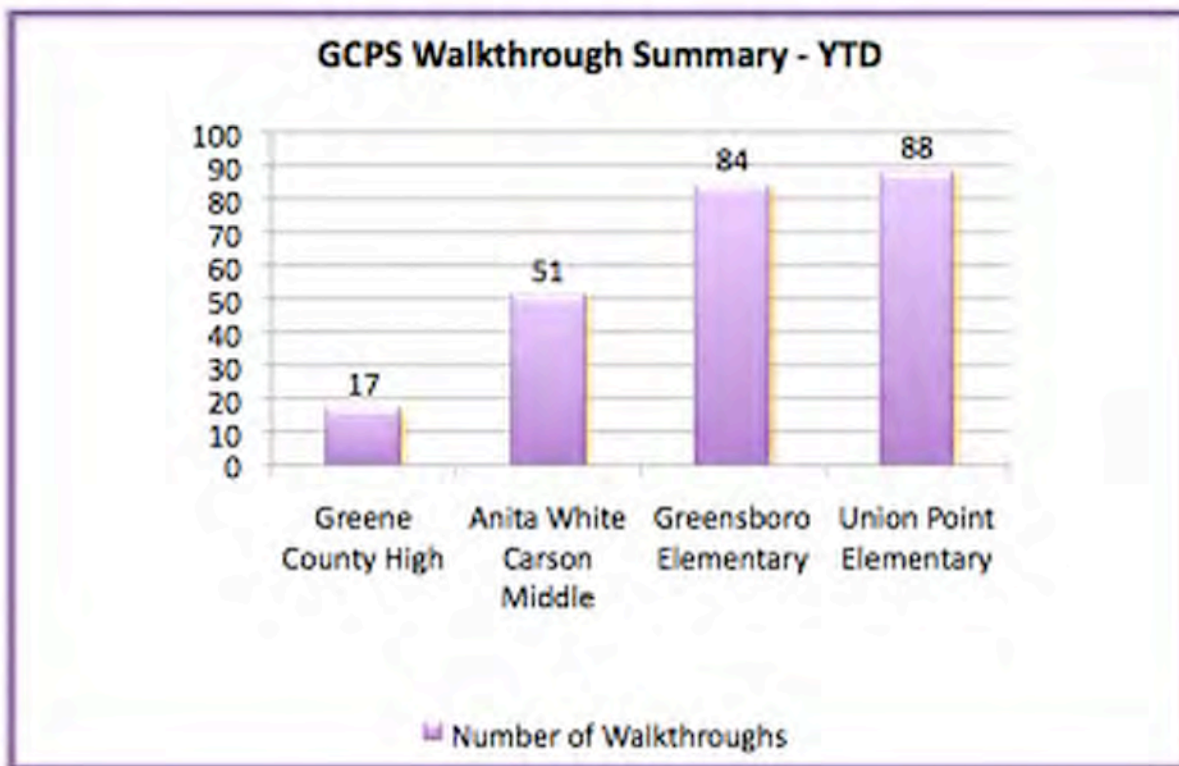


Classroom Walkthrough Summary (JANUARY, 2010)

- ✓ Figure 1 displays the number of classroom walkthroughs by school.
- ✓ In the Greene County Public Schools, **53 Classroom Walkthroughs with H.E.A.T.** were completed during the month of JANUARY.
- ✓ District-wide, the average LoTi Level of observations recorded during JANUARY, 2010 was a **LoTi Level 2**; the average CIP (Current Instructional Practices) during JANUARY, 2010 was a **CIP Intensity Level 5**.

Walkthrough Summary-YTD

Figure 2



Classroom Walkthrough Summary (Year-To-Date)

Figure 2 displays the total number of classroom walkthroughs by school for the 2009-10 school year.

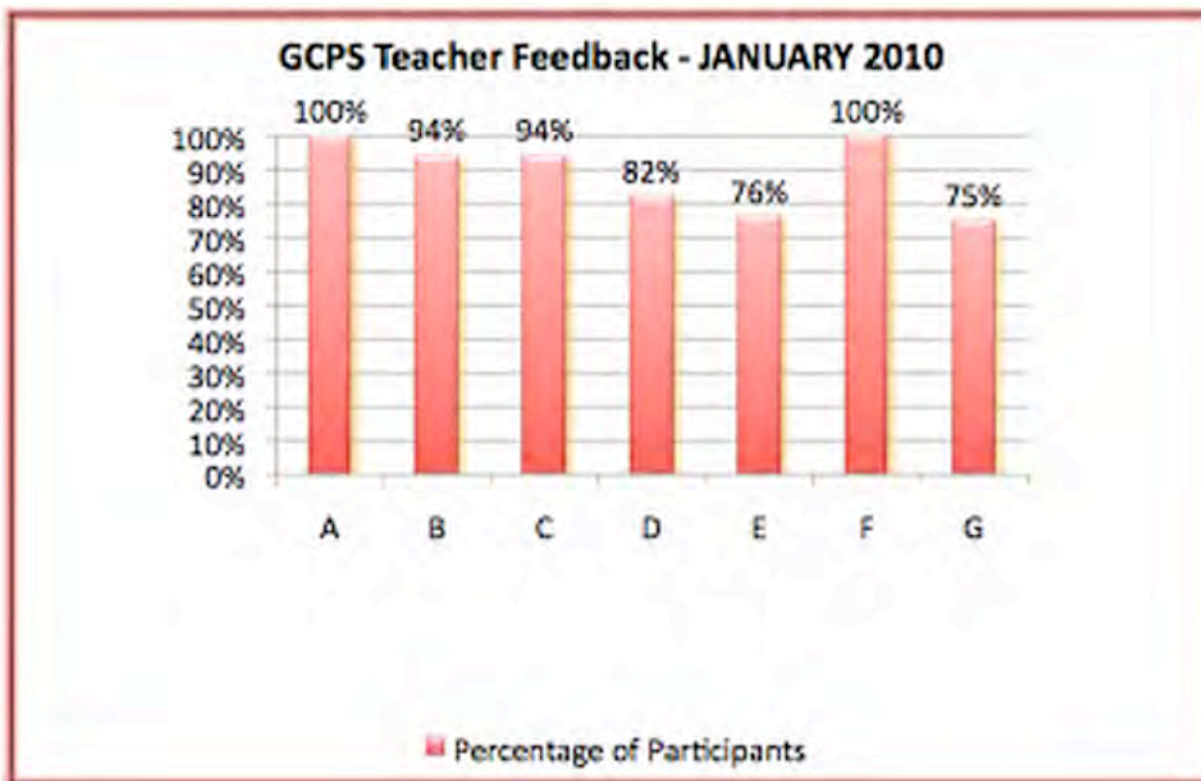
In the Greene County Public Schools, **240 Classroom Walkthroughs with H.E.A.T.** were completed through JANUARY 2010.

District-wide, the average LoTi Level of observations recorded through JANUARY 2010 was a **LoTi Level 1**; the average CIP (Current Instructional Practices) through JANUARY 2010 was a **CIP Intensity Level 4**.

Teacher Feedback-JAN



Figure 3

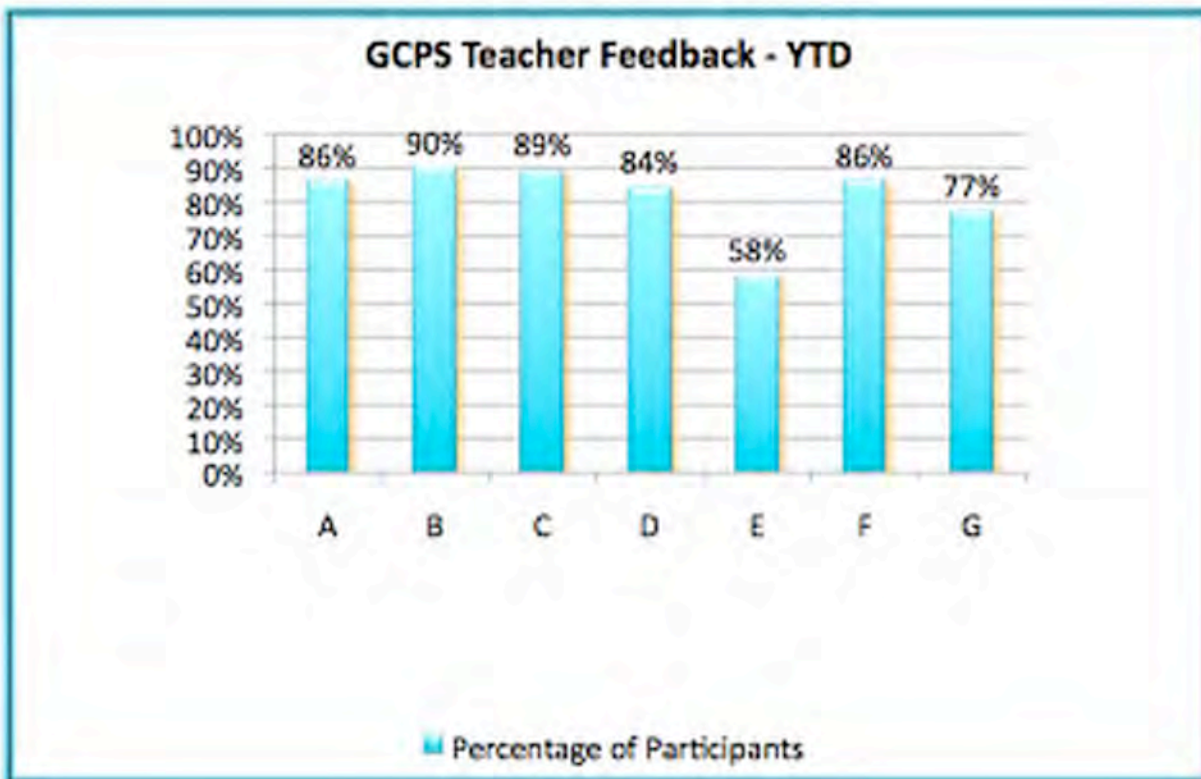


Teacher Feedback (JANUARY 2010)

- ✓ Figure 3 displays teacher feedback to the Classroom Walkthrough with H.E.A.T. process for JANUARY 2010 based on survey data collected from **32% of teachers experiencing a classroom walkthrough** during JANUARY 2010 in the Greene County Public Schools.
- ✓ GRAPH LEGEND:
 - A = Teachers reported receiving a H.E.A.T. Walkthrough Report
 - B = Teachers acknowledged that a summary of their lesson was included in the H.E.A.T. Walkthrough Report
 - C = Teachers reported receiving at least one commendation about their lesson
 - D = Teachers reported receiving at least one recommendation about their lesson
 - E = Teachers reported that their administrative team met with them to provide feedback
 - F = Teachers acknowledged receiving their feedback within one week of their classroom walkthrough
 - G = Teachers reported the administrative feedback received was a useful part of the continuous improvement process (e.g., positive, productive, promotes reflective practice)

Teacher Feedback-YTD

Figure 4



✓ Figure 4 displays teacher feedback to the Classroom Walkthrough with H.E.A.T. process through JANUARY 2010 based on survey data collected from **33% of teachers experiencing a classroom walkthrough** in the Greene County Public Schools.

✓ GRAPH LEGEND:

- A = Teachers reported receiving a H.E.A.T. Walkthrough Report
- B = Teachers acknowledged that a summary of their lesson was included in the H.E.A.T. Walkthrough Report
- C = Teachers reported receiving at least one commendation about their lesson
- D = Teachers reported receiving at least one recommendation about their lesson
- E = Teachers reported that their administrative team met with them to provide feedback
- F = Teachers acknowledged receiving their feedback within one week of their classroom walkthrough
- G = Teachers reported the administrative feedback received was a useful part of the continuous improvement process (e.g., positive, productive, promotes reflective practice)

Recommendations-JAN



- ✓ The overall value of all the teachers' Classroom Walkthrough with H.E.A.T. experience in the Greene County Public Schools was rated a **3 out of 5** (1=little value; 5=very useful) for the month of JANUARY 2010. Based on the data collected this month and sample Classroom Walkthrough with H.E.A.T. reports reviewed by the LoTi Team, the following areas of the walkthrough process will serve as the focus for next month:
 - Encouraging all observed teachers to complete the monthly H.E.A.T. Walkthrough Survey. A small percentage of teachers are completing the survey, which results in less accurate data.
 - Stressing the importance of administrators providing feedback to teachers. Many teachers are still reporting lack of recommendations and/or meetings with administrators regarding their walkthrough.
 - Additionally, administrators should make sure teachers have a clear understanding of the Walkthrough tool and the expectations so that they can work to improve instructional practices.
 - Review the LoTi Guy Speaks Blog at <http://lotiguyspeaks.blogspot.com/> for strategies for engaging students in authentic activities. Remind teachers that authentic activities: (1) allow for multiple solutions, (2) relate to student's prior knowledge, (3) have personal meaning, (4) are challenging, and (5) employ complex thinking processes.

Appendix A

Appendix A: Monthly Classroom Walkthrough Teacher Survey

The LoTi Team is collaborating with the Greene County Public Schools to improve the classroom walkthrough process. Please complete a short online evaluation for your Classroom Walkthroughs with H.E.A.T. experience for this past month. Your candor and suggestions, which will remain anonymous, are welcomed and will be used to improve the walkthrough process. Thanks in advance for participating.

1. Please select your school:

- Anita White Carson Elementary School
- Greene County High School
- Greensboro Elementary School
- Union Point Elementary School

2. Did you receive a H.E.A.T. Walkthrough Report from your administrator regarding their recent classroom walkthrough in your class? Yes No

3. Did your H.E.A.T. Walkthrough Report include a brief summary of the lesson? Yes No N/A

4. Did your H.E.A.T. Walkthrough Report contain at least one commendation? Yes No N/A

5. Did your H.E.A.T. Walkthrough Report contain at least one recommendation? Yes No N/A

6. Did your administrator meet with you formally or informally to review their comments from their walkthrough in your classroom? Yes No

7. Did you receive this feedback (written report, conference) from your administrator within one week of the walkthrough? Yes No

8. Please rate the value of the "review session" feedback between you and your administrator on a 1 to 5 scale (1 = little value, 5 = very useful). You may leave blank if you did not have a review session.

1 - Little Value 2 3 4 5 - Very Useful

9. Please include any suggestions that could improve the H.E.A.T. Walkthrough process in terms of improving instruction in your classroom. _____

The screenshot shows a web-based survey titled "Classroom Walkthroughs with H.E.A.T. - Greene County - October". The survey text is identical to the text on the left page. The form includes radio buttons for multiple-choice questions, a 5-point Likert scale for question 8, and a text input field for question 9. The survey is attributed to the LoTi Team.

Appendix B



Category	Acceptable	Unacceptable
Timeliness	The time interval between the classroom walkthrough, the submission of the report, and the follow-up conference occurs within one work week.	The time interval between the classroom walkthrough, the submission of the report, and the follow-up conference exceeds one work week.
Summary	The entry includes a crisp one or two sentence summary of the lesson that is specific, succinct, and accurate.	The entry includes no summary or the summary is too vague to determine the focus of the lesson.
Commendation(s)	One or more commendations are included that align with campus instructional priorities and are clear and specific.	No commendations are included or the commendations are too general to promote any reflective practice.
Recommendation(s)	One or more recommendations are included that align with campus instructional priorities and are clear, specific, and non-judgmental. Recommendations do not exceed commendations.	No recommendations are included or the recommendations are either too general to promote any reflective practice or are judgmental.
Follow-up	The follow-up conferencing is positive, productive, and promotes reflective practice and continuous improvement.	The follow-up is non-existent or is either negative or judgmental.

Inquiries

Inquiries with LoTi Connection, Inc.

For further inquiries, please contact LoTi Connection, Inc. below or visit the LoTi Connection web site to learn more about the Levels of Teaching Innovation.

Postal

LoTi Connection, Inc.
PO Box 130037
Carlsbad, CA 92011-0037

Phone

760-431-2232

Fax

760-931-0203

Web

www.loticonnection.com

